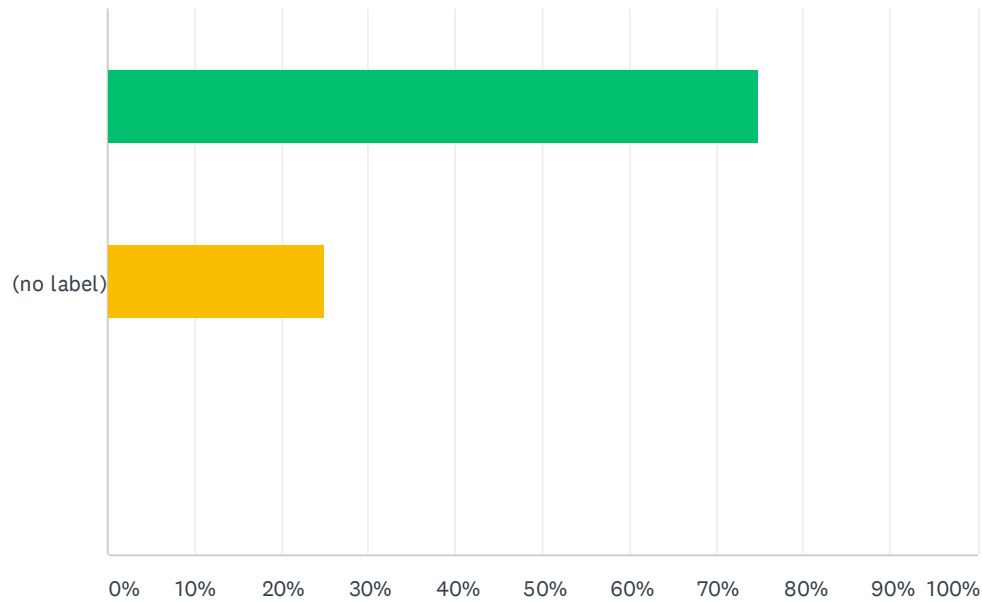


Q1 I value projects that contribute to the health, safety and welfare of the community.

Answered: 4 Skipped: 0

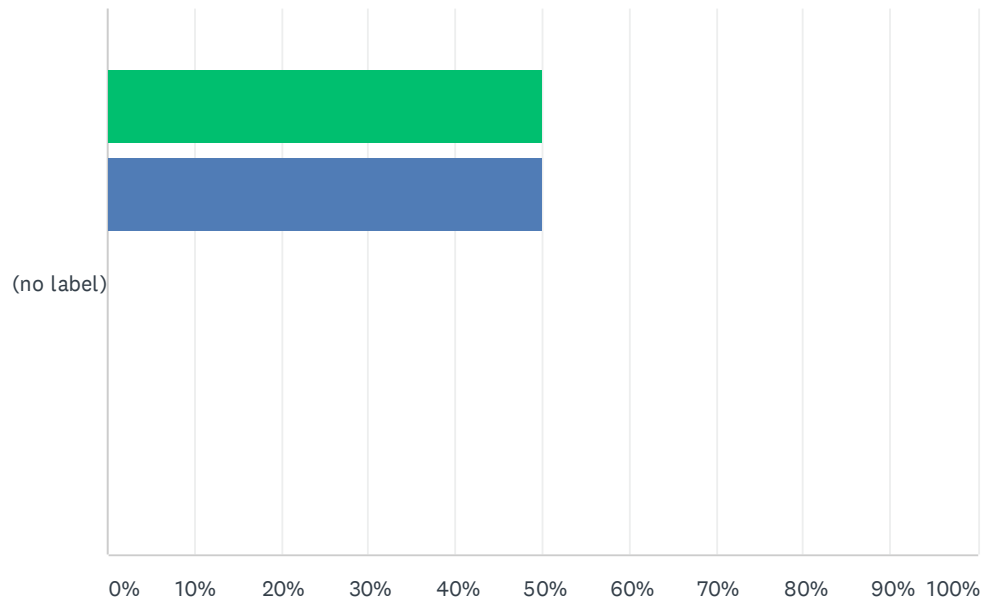


1 (highest) 2 (high) 3 (medium) 4 (low) 5 (lowest)

	1 (HIGHEST)	2 (HIGH)	3 (MEDIUM)	4 (LOW)	5 (LOWEST)	TOTAL	WEIGHTED AVERAGE
(no label)	75.00%	0.00%	25.00%	0.00%	0.00%	4	1.50
	3	0	1	0	0		

Q2 I value projects that provide new and improved community facilities and services.

Answered: 4 Skipped: 0

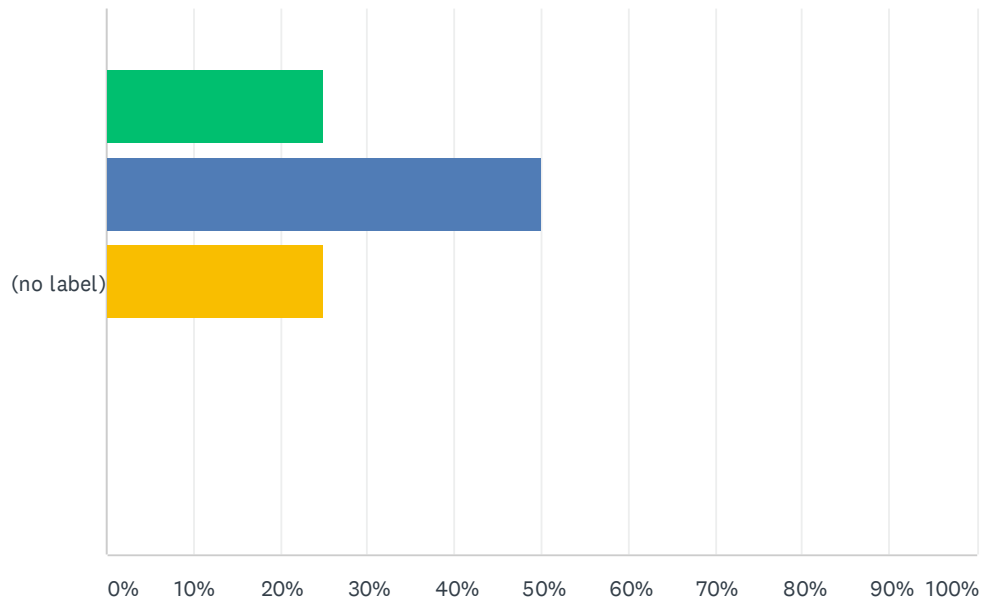


1 (highest) 2 (high) 3 (medium) 4 (low) 5 (lowest)

	1 (HIGHEST)	2 (HIGH)	3 (MEDIUM)	4 (LOW)	5 (LOWEST)	TOTAL	WEIGHTED AVERAGE
(no label)	50.00%	50.00%	0.00%	0.00%	0.00%	4	1.50
	2	2	0	0	0		

Q3 I value projects that encourage a wide range of health-promoting recreational services and facilities.

Answered: 4 Skipped: 0

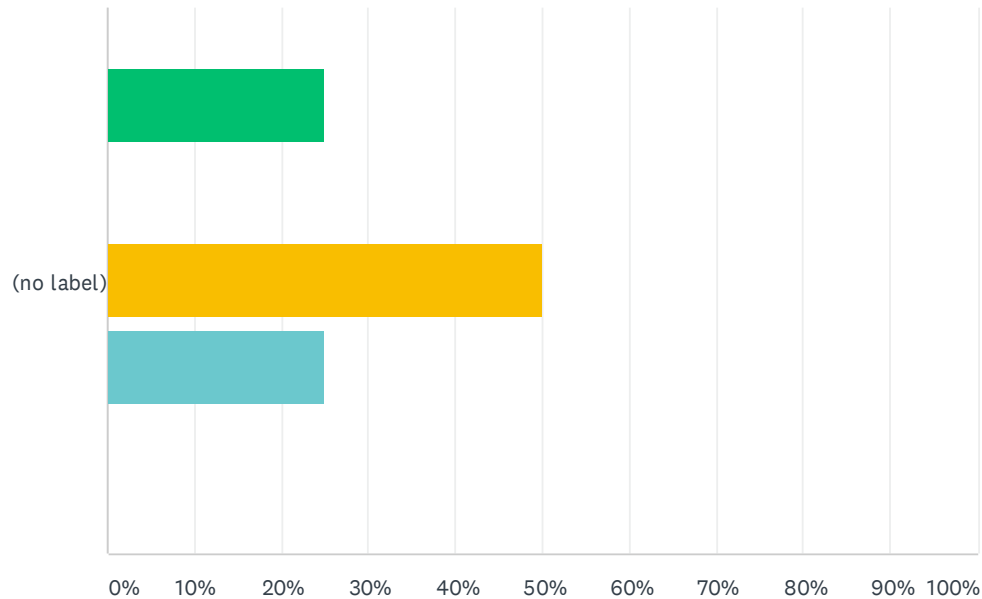


1 (highest) 2 (high) 3 (medium) 4 (low) 5 (lowest)

	1 (HIGHEST)	2 (HIGH)	3 (MEDIUM)	4 (LOW)	5 (LOWEST)	TOTAL	WEIGHTED AVERAGE
(no label)	25.00%	50.00%	25.00%	0.00%	0.00%	4	2.00
	1	2	1	0	0		

Q4 I value projects that address transportation needs of the community.

Answered: 4 Skipped: 0

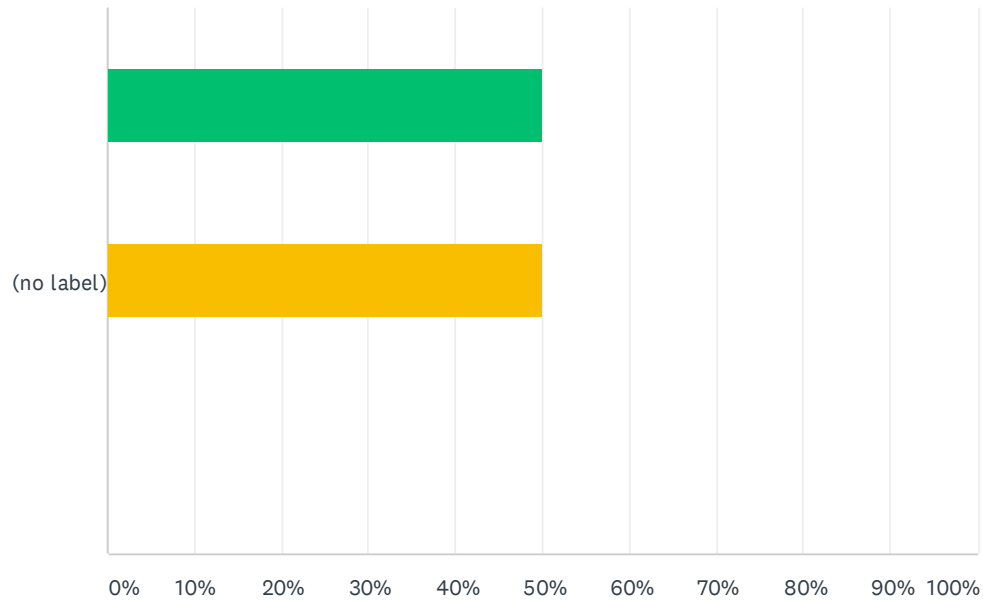


1 (highest) 2 (high) 3 (medium) 4 (low) 5 (lowest)

	1 (HIGHEST)	2 (HIGH)	3 (MEDIUM)	4 (LOW)	5 (LOWEST)	TOTAL	WEIGHTED AVERAGE
(no label)	25.00%	0.00%	50.00%	25.00%	0.00%	4	2.75
	1	0	2	1	0		

Q5 I value projects that update or provide for new public utilities.

Answered: 4 Skipped: 0

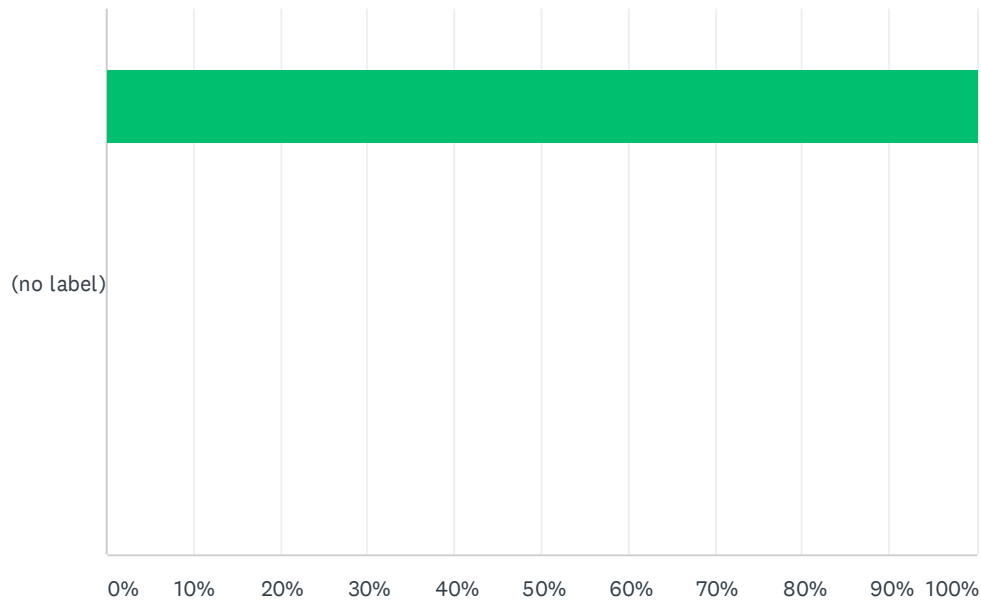


1 (highest) 2 (high) 3 (medium) 4 (low) 5 (lowest)

	1 (HIGHEST)	2 (HIGH)	3 (MEDIUM)	4 (LOW)	5 (LOWEST)	TOTAL	WEIGHTED AVERAGE
(no label)	50.00%	0.00%	50.00%	0.00%	0.00%	4	2.00
	2	0	2	0	0		

Q6 I value projects that contribute to the long-term needs of the community.

Answered: 4 Skipped: 0

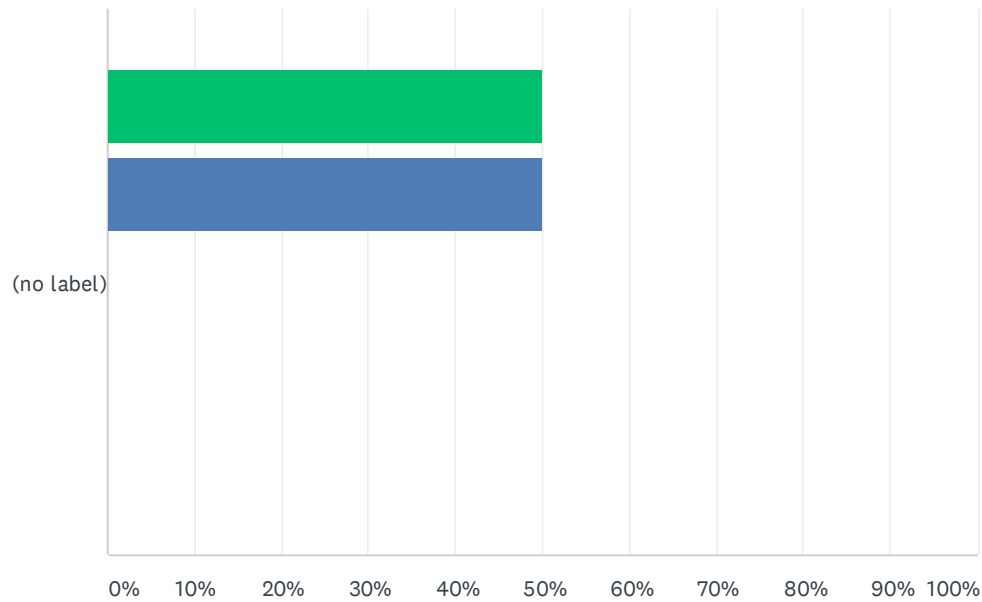


1 (highest) 2 (high) 3 (medium) 4 (low) 5 (lowest)

	1 (HIGHEST)	2 (HIGH)	3 (MEDIUM)	4 (LOW)	5 (LOWEST)	TOTAL	WEIGHTED AVERAGE
(no label)	100.00%	0.00%	0.00%	0.00%	0.00%	4	1.00
	4	0	0	0	0		

Q7 I value projects that encourage the possibility of future economic development

Answered: 4 Skipped: 0

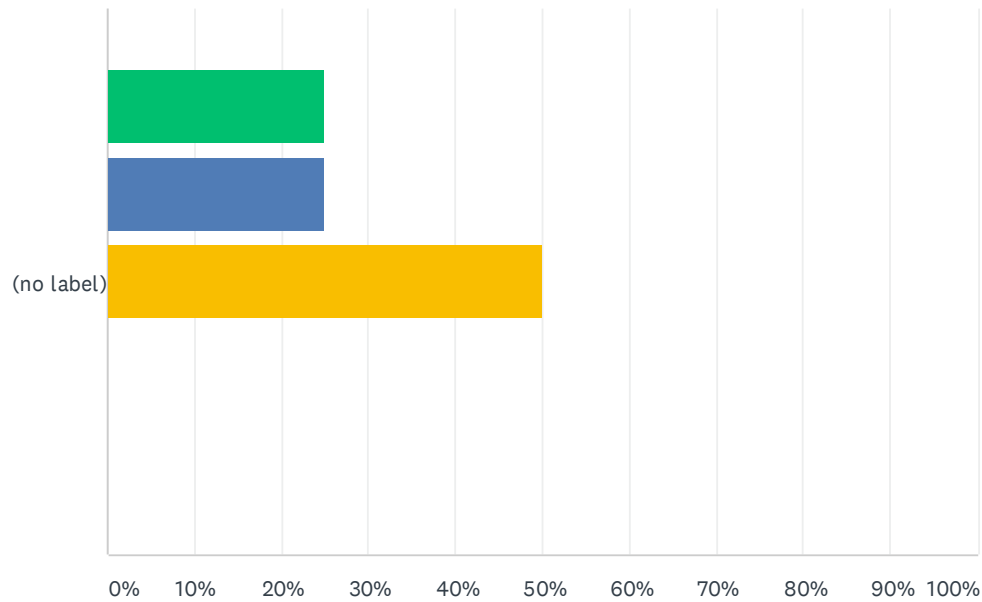


1 (highest) 2 (high) 3 (medium) 4 (low) 5 (lowest)

	1 (HIGHEST)	2 (HIGH)	3 (MEDIUM)	4 (LOW)	5 (LOWEST)	TOTAL	WEIGHTED AVERAGE
(no label)	50.00%	50.00%	0.00%	0.00%	0.00%	4	1.50
	2	2	0	0	0		

Q8 I value projects that protect the community against the effects of extreme weather events and other natural hazards.

Answered: 4 Skipped: 0



1 (highest) 2 (high) 3 (medium) 4 (low) 5 (lowest)

	1 (HIGHEST)	2 (HIGH)	3 (MEDIUM)	4 (LOW)	5 (LOWEST)	TOTAL	WEIGHTED AVERAGE
(no label)	25.00%	25.00%	50.00%	0.00%	0.00%	4	2.25
	1	1	2	0	0		

Q9 Do you have an idea for a specific project (road repair, utility improvements, new parks, etc.) that you would like to see completed?
Please describe it here.

Answered: 2 Skipped: 2